



USER MANUAL

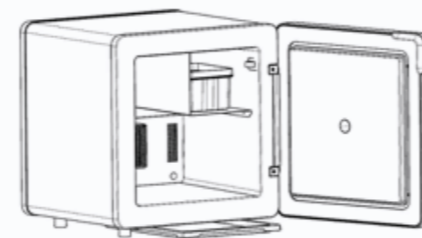


⇒ Please read this user guide carefully before starting the device.

⇒ Keep user guide in a safe place for future reference.

⇒ If you give QUBE to the other user, this guide should also be handed over to facilitate better use.

Know Your QUBE



QUBE is a 30L solid state electronic cooling device that uses no compressor or refrigerant.

QUBE is suitable for cooling beverages, water & Food items etc.

It operates on 110-240V AC main supply. Works on inverter also.

It is just 9 kg in weight and easy to move.

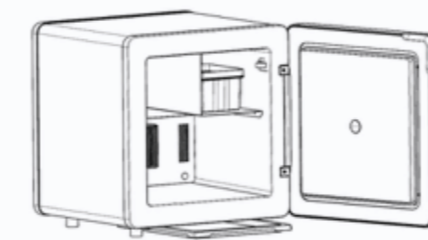
It cools up to 8-10°C under the ambient temperature of 32°C

QUBE is not a refrigerator, it is expected to cool but not freeze the content.

Cooling system is CFC-free, fan cooled thermoelectric cooling.

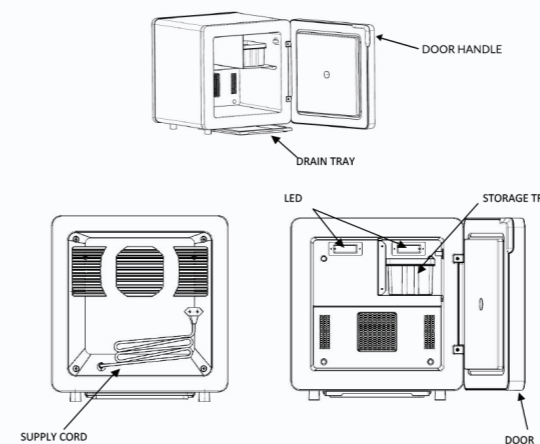
Intended Usage

- Personal Usage
- For Hotel & Hospital Rooms to store food & cool beverages, water bottles, etc.



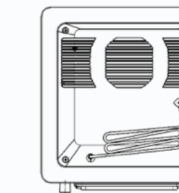
07 bottles of 750 ml each can be cooled effectively in QUBE at a time.

Installation Guide

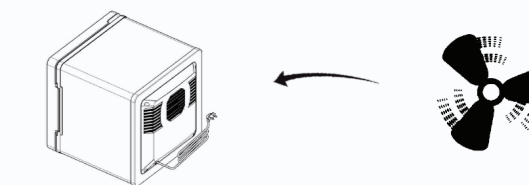


Installation Guide

1. Plug the AC cords to mains supply



2. Check rotation of fan



3. Clean the insides with a damp cloth.

Before starting your QUBE for the first time, you should clean it from inside with a damp cloth for hygienic reasons.

4. Run QUBE empty for 4 - 5 hours before use

When starting, QUBE takes 4 - 5 hrs to attain cooling temperature; it is advised to keep it on for 4 - 5 hrs before use.

5. Place QUBE on a firm & flat base.

6. If you wish to switch off QUBE, first switch off the main supply and then unplug the connection.

Usage Tips

Cleaning and Maintenance

Before cleaning the QUBE, remove the cable out of the socket. Do not clean the QUBE with running water.

Do not use abrasive cleaning agents or hard objects during cleaning as these can damage the product.

Keep the device clean from inside with the help of damp cloth.

It is normal for water to condense inside, this demonstrates normal functioning.

There is a provision of water drain tray at the bottom of the QUBE to collect condensed water. The tray should be pulled out from the product twice a week to dispose of the accumulated condensed water. The tray should be fitted back to its original place after disposing the condensed water.



Energy Saving

QUBE has an inbuilt feature to automatically maintain. Between 8-10°C

Choose a well ventilated installation location which is protected against direct sunlight.

Do not open the QUBE more often than necessary.

Do not leave the door open for longer time than necessary.

It is advised not to keep food & water which are required to be stored at freezing temperature in QUBE.

Caution: QUBE is not suitable for storing any medicines or chemicals.

Safety Instructions

Safe Device Operation

Do not immerse the device in water or clean it under running water or expose it to rain, as it may damage the cooling system of device.

Do not operate the device with exposed or damaged power cord and it is advised to replace it immediately.

Godrej cannot be held liable for damage resulting from improper usage or incorrect operation.

Before starting the device, ensure that the power supply line and the plug are dry.

Protect QUBE and power supply unit from naked flames or other heat sources such as heaters, direct sunlight, gas, ovens, etc.

Ensure at all times that there is sufficient ventilation so that the heat that arises during operation does not build up.

Please ensure that water does not enter the air intake area (back grill).

General Safety

Ensure that the air intake area (back grill) is not covered.

The cooling system of your QUBE should only be opened by qualified personnel.

Incorrect / Faulty repairs can lead to considerable injury or damage.

If the AC power cord is damaged, it must be replaced with the power cord of the same type and specifications.

Please approach authorized service personnel for replacement.

Do not operate the device if it is visibly damaged.

The power cord should be removed from the power supply before cleaning and maintenance.

Troubleshooting

Fault	Possible Cause	Solution
Your cooler does not function (Plug is inserted & switched on)	No voltage present in the AC voltage socket	Try another plug socket.
	The fan or the cooling element is defective. Defective electronic chip. Defective power supply unit	This can only be repaired by an authorized customer services unit.

Technical Specifications

GrossCapacity	30L
ConnectionVoltage	230 V AC / 50 Hz(to each supply cord)
PowerConsumption	60 W
Cooling Capacity	Maintain 8-10°C temp inside at ambient temperature of 32 °C
Weight	9 Kg
Dimensions	(W x D x H) 436 x 473 x 460 (in mm)

Warranty

Godrej & Boyce Mfg. Co. Ltd. warrants to the customer each of its QUBE sold by Godrej & Boyce Mfg. Co. Ltd. to be free from defects in workmanship and material under normal use and service for a period of 1 year commencing from the date of purchase.

Service Helpline

EMAIL- qube@godrej.com

HELPLINE NUMBER: 1-800-266-6668

Toll free number (9am to 6pm from Monday to Saturday)

Contact Details : Godrej & Boyce Mfg.co.ltd (Appliance Division) Plant 11 Pirojshanagar, Vikhroli West, Mumbai- 400079